

Course: ENG20701001: 2192 ENG 2070 1 1001 LEC 11842 GC-ENG 2070 1001 11842
Instructor: Renee Ann Drouin *
Response Rate: 19/21 (90.48 %)

1 - The instructor clearly explains course objectives and requirements.

Renee Ann Drouin

Response Option				Weight	Frequency	Percent	Percent Responses	Means						
Strongly Disagree				(1)	0	0.00%		4.37	4.24	4.19				
Disagree				(2)	2	10.53%								
Neither Agree Nor Disagree				(3)	1	5.26%								
Agree				(4)	4	21.05%								
Strongly Agree				(5)	12	63.16%								
							0	25	50	100	Question	BGSU	College	
Response Rate		Mean	STD	Median	BGSU		Mean	STD	Median	College		Mean	STD	Median
19/21 (90.48%)		4.37	1.01	5.00	47002		4.24	1.02	5.00	21207		4.19	1.05	4.00

2 - The instructor sets high standards for learning.

Renee Ann Drouin

Response Option			Weight	Frequency	Percent	Percent Responses		Means							
Strongly Disagree			(1)	0	0.00%										
Disagree			(2)	0	0.00%										
Neither Agree Nor Disagree			(3)	2	11.11%										
Agree			(4)	11	61.11%										
Strongly Agree			(5)	5	27.78%										
						0	25	50	100	Question	BGSU		College		
Response Rate		Mean	STD	Median	BGSU		Mean	STD	Median	College	Mean	STD	Median		
18/21 (85.71%)		4.17	0.62	4.00	46882		4.34	0.91	5.00	21167	4.29	0.93	5.00		

3 - The instructor offers helpful and timely feedback throughout the semester.

Renee Ann Drouin

Response Option			Weight	Frequency	Percent	Percent Responses	Means							
Strongly Disagree			(1)	0	0.00%		4.11		4.10					
Disagree			(2)	2	10.53%									
Neither Agree Nor Disagree			(3)	1	5.26%									
Agree			(4)	9	47.37%									
Strongly Agree			(5)	7	36.84%									
						0	25	50	100	Question	BGSU		College	
Response Rate		Mean	STD	Median	BGSU		Mean	STD	Median	College	Mean	STD	Median	
19/21 (90.48%)		4.11	0.94	4.00	46879		4.17	1.07	4.00	21161	4.10	1.11	4.00	

4 - The instructor provides opportunities and/or information to help students succeed (for example, tutoring resources, office hours, mentoring, research projects, etc.).

Renee Ann Drouin

Response Option			Weight	Frequency	Percent	Percent Responses	Means										
Strongly Disagree			(1)	0	0.00%												
Disagree			(2)	0	0.00%												
Neither Agree Nor Disagree			(3)	2	10.53%												
Agree			(4)	7	36.84%												
Strongly Agree			(5)	10	52.63%												
						0	25	50	100	Question		BGSU		College			
Response Rate		Mean	STD	Median	BGSU		Mean	STD	Median	College		Mean	STD	Median			
19/21 (90.48%)		4.42	0.69	5.00	46862		4.23	0.98	4.00	21145		4.20	0.99	4.00			

Course: ENG20701001: 2192 ENG 2070 1 1001 LEC 11842 GC-ENG 2070 1001 11842
Instructor: Renee Ann Drouin *
Response Rate: 19/21 (90.48 %)

5 - The instructor encourages student participation (for example, by inviting questions, having discussions, asking students to express their opinions, or other activities).

Renee Ann Drouin

Response Option	Weight	Frequency	Percent	Percent Responses	Means						
Strongly Disagree	(1)	0	0.00%			4.63	4.33	4.27			
Disagree	(2)	0	0.00%								
Neither Agree Nor Disagree	(3)	0	0.00%								
Agree	(4)	7	36.84%	■							
Strongly Agree	(5)	12	63.16%	■							
					0	25	50	100	Question	BGSU	College
Response Rate	Mean	STD	Median	BGSU	Mean	STD	Median	College	Mean	STD	Median
19/21 (90.48%)	4.63	0.50	5.00	46859	4.33	0.96	5.00	21150	4.27	1.00	5.00

6 - The instructor creates an environment of respect.

Renee Ann Drouin

Response Option	Weight	Frequency	Percent	Percent Responses	Means						
Strongly Disagree	(1)	0	0.00%			4.47	4.39	4.33			
Disagree	(2)	0	0.00%								
Neither Agree Nor Disagree	(3)	2	10.53%	■							
Agree	(4)	6	31.58%	■							
Strongly Agree	(5)	11	57.89%	■							
					0	25	50	100	Question	BGSU	College
Response Rate	Mean	STD	Median	BGSU	Mean	STD	Median	College	Mean	STD	Median
19/21 (90.48%)	4.47	0.70	5.00	46867	4.39	0.90	5.00	21155	4.33	0.94	5.00

7 - Does this class satisfy a requirement for your major?




Response Option	Weight	Frequency	Percent	Percent Responses	Means						
Yes	(2)	18	100.00%	■							
No	(1)	0	0.00%								
					0	25	50	100			
Response Rate											
18/21 (85.71%)											

8 - Does this class satisfy a requirement for your minor?





Response Option	Weight	Frequency	Percent	Percent Responses	Means						
Yes	(2)	1	5.56%	■							
No	(1)	17	94.44%	■							
					0	25	50	100			
Response Rate											
18/21 (85.71%)											

Course: ENG20701001: 2192 ENG 2070 1 1001 LEC 11842 GC-ENG 2070 1001 11842
Instructor: Renee Ann Drouin *
Response Rate: 19/21 (90.48 %)

9 - What grade do you expect to receive in this class?

Response Option	Weight	Frequency	Percent	Percent Responses	Means			
A	(5)	13	68.42%					
B	(4)	4	21.05%					
C	(3)	2	10.53%					
D	(2)	0	0.00%					
F	(1)	0	0.00%					
				0 25 50 100				
Response Rate								
19/21 (90.48%)								


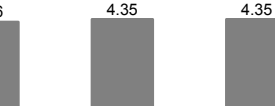
10 - How much time per week did you study for this course outside the classroom?

Response Option	Weight	Frequency	Percent	Percent Responses	Means			
More than 12 hours	(5)	0	0.00%					
8 to 11 hours	(4)	2	10.53%					
4 to 7 hours	(3)	6	31.58%					
1 to 3 hours	(2)	9	47.37%					
no time	(1)	2	10.53%					
				0 25 50 100				
Response Rate								
19/21 (90.48%)								

11 - Based on your experience, the pace of the course was appropriate.





Response Option				Weight	Frequency	Percent	Percent Responses	Means									
Strongly Disagree				(1)	0	0.00%	<div><div></div><div></div><div></div><div></div><div></div></div>	<div><div>4.21</div><div></div></div>		<div><div>4.14</div><div></div></div>		<div><div>4.14</div><div></div></div>					
Disagree				(2)	1	5.26%											
Neither Agree Nor Disagree				(3)	2	10.53%											
Agree				(4)	8	42.11%											
Strongly Agree				(5)	8	42.11%											
							0	25	50	100	Question		BGSU		College		
Response Rate		Mean	STD	Median	BGSU		Mean	STD	Median	College		Mean	STD	Median			
19/21 (90.48%)		4.21	0.85	4.00	982		4.14	0.97	4.00	982		4.14	0.97	4.00			

12 - The course materials and assignments were effective in achieving course goals.

Response Option				Weight	Frequency	Percent	Percent Responses	Means										
Strongly Disagree				(1)	0	0.00%			4.26		4.35		4.35					
Disagree				(2)	1	5.26%												
Neither Agree Nor Disagree				(3)	2	10.53%												
Agree				(4)	7	36.84%												
Strongly Agree				(5)	9	47.37%												
							0	25	50	100	Question		BGSU		College			
Response Rate		Mean	STD	Median	BGSU		Mean	STD	Median	College		Mean	STD	Median				
19/21 (90.48%)		4.26	0.87	4.00	978		4.35	0.87	5.00	978		4.35	0.87	5.00				





Course: ENG20701001: 2192 ENG 2070 1 1001 LEC 11842 GC-ENG 2070 1001 11842
Instructor: Renee Ann Drouin *
Response Rate: 19/21 (90.48 %)

13 - The course was well organized.




Response Option			Weight	Frequency	Percent	Percent Responses		Means								
Strongly Disagree			(1)	0	0.00%											
Disagree			(2)	0	0.00%											
Neither Agree Nor Disagree			(3)	2	10.53%											
Agree			(4)	8	42.11%											
Strongly Agree			(5)	9	47.37%											
						0	25	50	100	Question	BGSU		College			
Response Rate		Mean	STD	Median	BGSU		Mean	STD	Median	Median	College		Mean	STD	Median	
19/21 (90.48%)		4.37	0.68	4.00	980		4.28	0.95	5.00	5.00	980		4.28	0.95	5.00	

14 - The instructor demonstrated knowledge of the material covered in class.

Renee Ann Drouin

Response Option				Weight	Frequency	Percent	Percent Responses	Means										
Strongly Disagree				(1)	0	0.00%												
Disagree				(2)	0	0.00%												
Neither Agree Nor Disagree				(3)	0	0.00%												
Agree				(4)	6	31.58%												
Strongly Agree				(5)	13	68.42%												
								0	25	50	100	Question	BGSU		College			
Response Rate		Mean	STD	Median	BGSU			Mean	STD	Median	College		Mean	STD	Median			
19/21 (90.48%)		4.68	0.48	5.00	979			4.66	0.68	5.00	979		4.66	0.68	5.00			

15 - I felt prepared to utilize the technology required for the course.

Response Option				Weight	Frequency	Percent	Percent Responses	Means						
Strongly Disagree				(1)	0	0.00%		4.50		4.46		4.46		
Disagree				(2)	0	0.00%								
Neither Agree Nor Disagree				(3)	0	0.00%								
Agree				(4)	1	25.00%								
Strongly Agree				(5)	1	25.00%								
Not Applicable				(0)	2	50.00%								
							0	25	50	100	Question	BGSU	College	
Response Rate		Mean	STD	Median	BGSU		Mean	STD	Median	College		Mean	STD	Median
4/21 (19.05%)		4.50	0.71	4.50	382		4.46	0.88	5.00	382		4.46	0.88	5.00

Mean of Means Calculations	Mean			
Common Question Mean	4.36			